


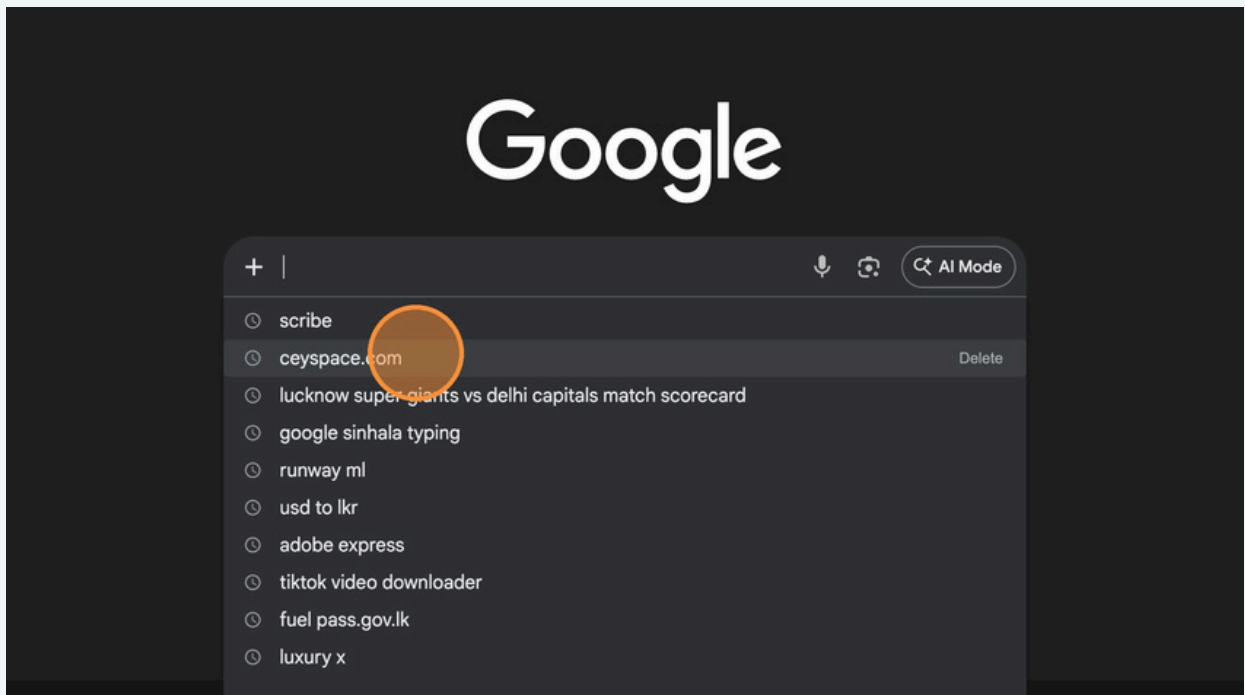
CeySpace-இல் Supplier ஆக பதிவு செய்வது எப்படி?

CeySpace என்பது இலங்கையின் B2B சந்தையாகும். இது உங்கள் வியாபாரத்தை உள்ளூர் மற்றும் சர்வதேச வாங்குபவர்களுடன் இணைக்க உதவுகிறது. இந்த வழிகாட்டி மூலம் Supplier Account உருவாக்குவது, Profile-ஐ முழுமைப்படுத்துவது மற்றும் Buyers உடன் இணைவது எளிதாக கற்றுக்கொள்ளலாம். இதன் மூலம் உங்கள் வியாபாரத்தை விரிவான சந்தைக்கு கொண்டு செல்ல முடியும்.

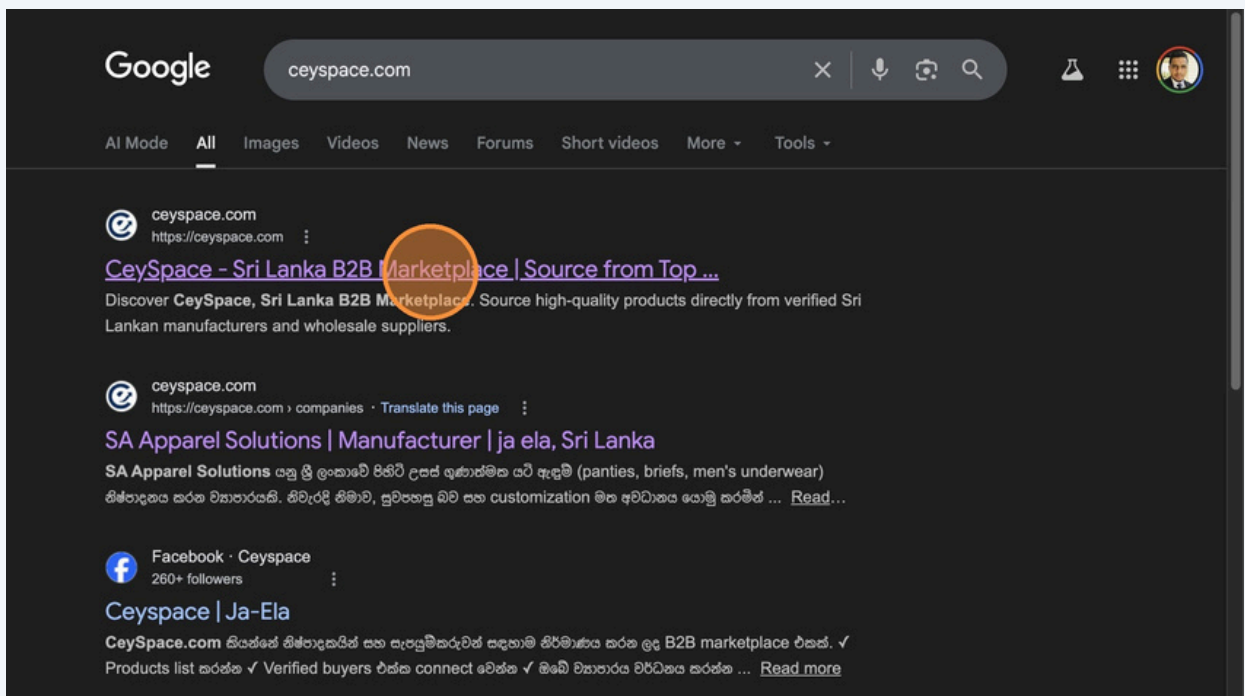
- 1 Google-க்கு செல்லவும் <https://www.google.com/>



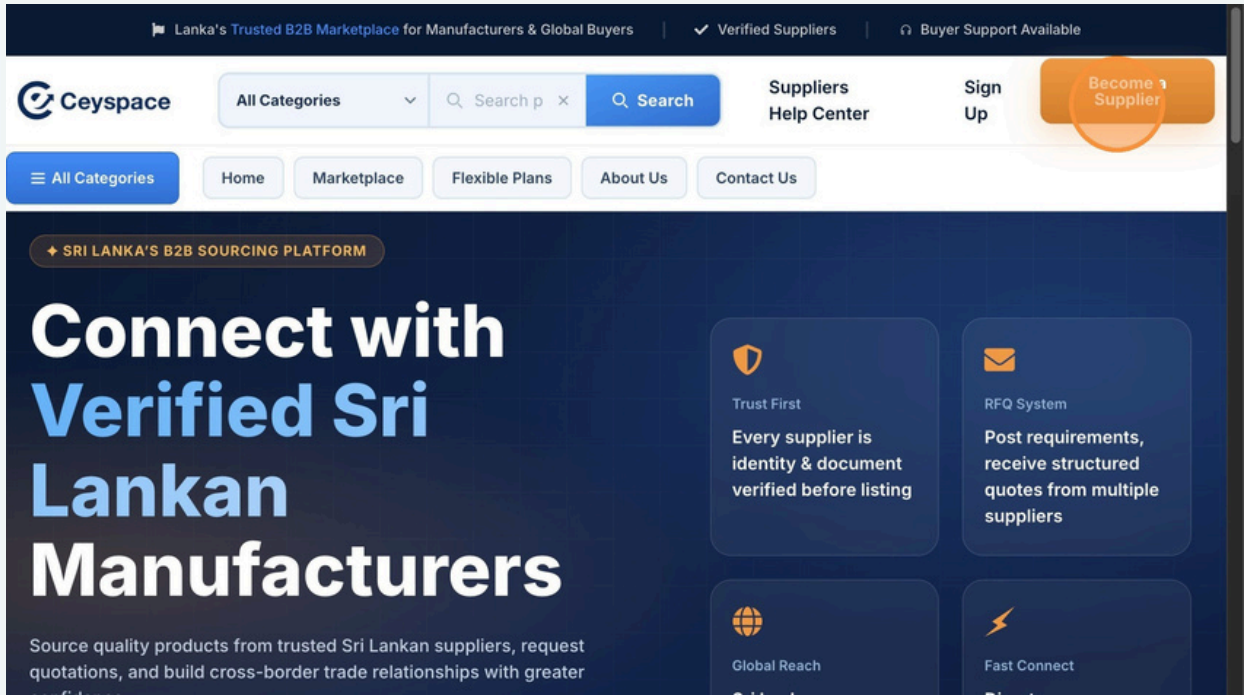
2 ceyspace.com என type செய்யவும்



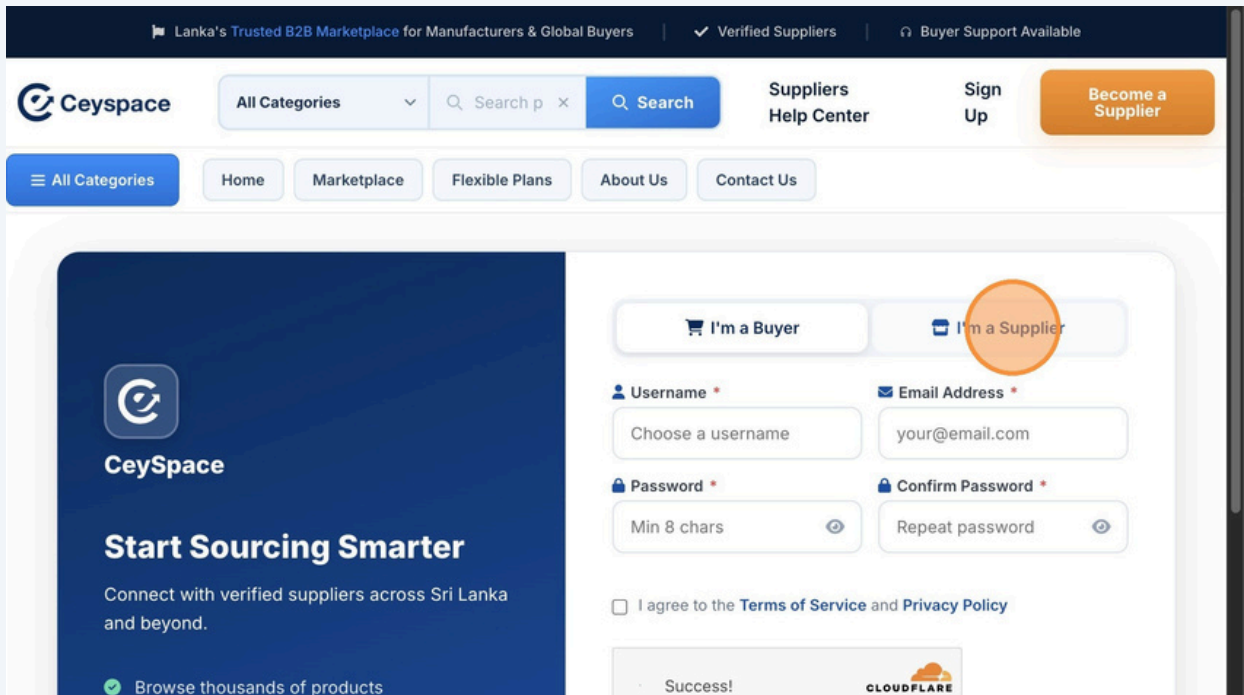
3 CeySpace website-ஐ திறக்கவும்



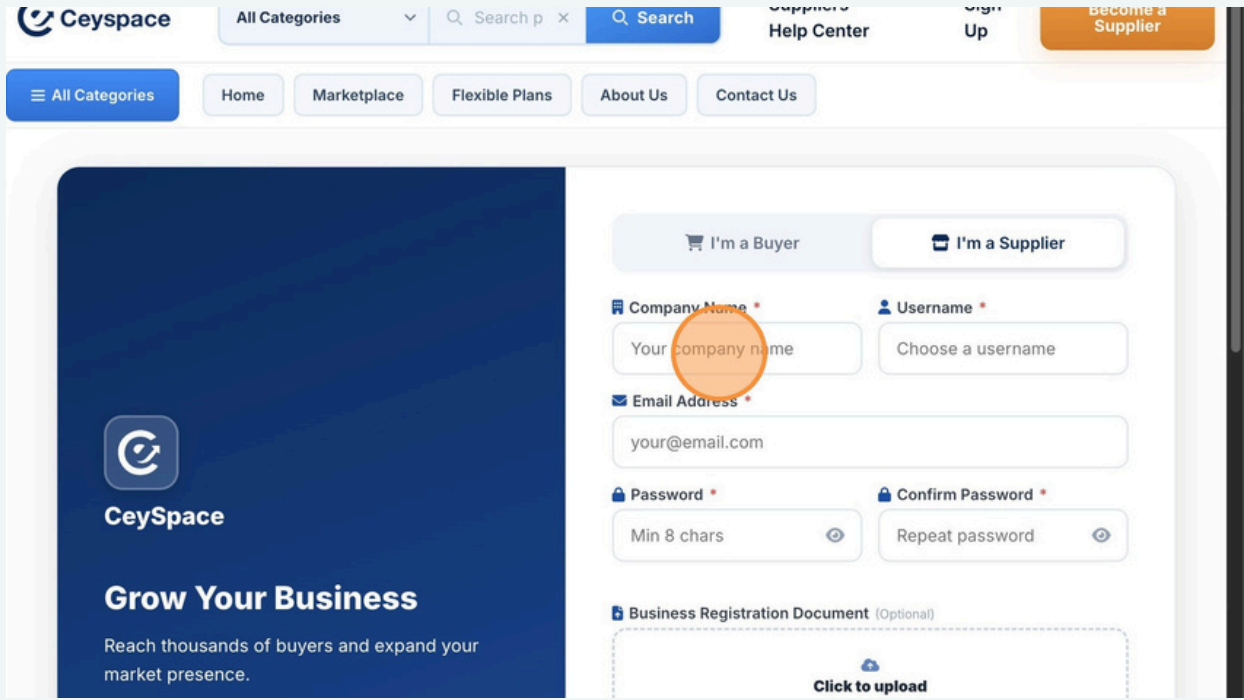
4 “Become a Supplier” என்பதை கிளிக் செய்யவும்



5 “I’m a Supplier” என்பதை தேர்வு செய்யவும்

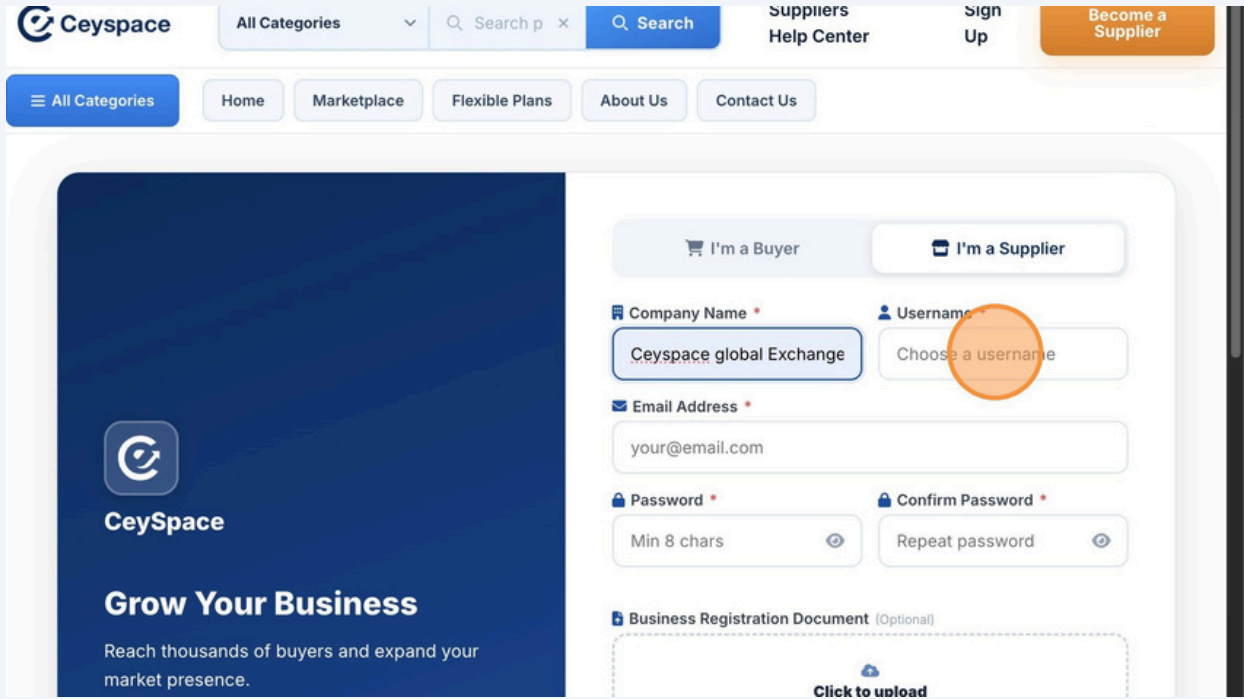


6 Company Name ஐ உள்ளிடவும்



The screenshot shows the Ceyspace registration page. The header includes the Ceyspace logo, navigation links for 'All Categories', 'Home', 'Marketplace', 'Flexible Plans', 'About Us', and 'Contact Us', and a search bar. The main content area features a dark blue sidebar with the Ceyspace logo and the text 'Grow Your Business' and 'Reach thousands of buyers and expand your market presence.' The registration form on the right has two tabs: 'I'm a Buyer' and 'I'm a Supplier'. The 'I'm a Supplier' tab is active. The form fields are: 'Company Name' (highlighted with an orange circle), 'Username', 'Email Address', 'Password', 'Confirm Password', and 'Business Registration Document (Optional)'. The 'Company Name' field contains the placeholder text 'Your company name'.

7 Username ஒன்றை தேர்வு செய்யவும்



The screenshot shows the Ceyspace registration page, similar to the previous one. The 'Company Name' field now contains the text 'Ceyspace global Exchange'. The 'Username' field is highlighted with an orange circle and contains the placeholder text 'Choose a username'. The other fields remain the same: 'Email Address' (your@email.com), 'Password' (Min 8 chars), 'Confirm Password' (Repeat password), and 'Business Registration Document (Optional)' (Click to upload).

8 Email address ஐ உள்ளிடவும்.

The screenshot shows the CeySpace registration form. On the left, there is a dark blue sidebar with the CeySpace logo and the text "Grow Your Business". The main form area has two tabs: "I'm a Buyer" and "I'm a Supplier". The form fields are: "Company Name" (filled with "Ceyspace global Exchange"), "Username" (filled with "ceyspace"), "Email Address" (highlighted with an orange circle and containing "you@email.com"), "Password" (filled with "Min 8 chars"), and "Confirm Password" (filled with "Repeat password"). There is also a "Business Registration Document" field with an upload button and a checkbox for "I agree to the Terms of Service and Privacy Policy".

9 பாதுகாப்பான Password ஒன்றை உள்ளிடவும்

The screenshot shows the CeySpace registration form. On the left, there is a dark blue sidebar with the CeySpace logo and the text "Grow Your Business". The main form area has two tabs: "I'm a Buyer" and "I'm a Supplier". The form fields are: "Company Name" (filled with "Ceyspace global Exchange"), "Username" (filled with "ceyspace"), "Email Address" (filled with "support@ceyspace.com"), "Password" (highlighted with an orange circle and containing "Min 8 chars"), and "Confirm Password" (filled with "Repeat password"). There is also a "Business Registration Document" field with an upload button and a checkbox for "I agree to the Terms of Service and Privacy Policy".

10 Password ஐ மீண்டும் உள்ளிடவும்

The screenshot shows the CeySpace registration interface. On the left, there is a blue sidebar with the CeySpace logo and the text "Grow Your Business". The main content area has two tabs: "I'm a Buyer" and "I'm a Supplier". The registration form includes fields for Company Name (filled with "Ceyspace global Exchange"), Username (filled with "ceyspace"), Email Address (filled with "support@ceyspace.com"), Password (filled with "....."), and Confirm Password (filled with "Repeat password"). The password strength is indicated as "Strong". Below the password fields, there is a section for "Business Registration Document" with a "Click to upload or drag & drop" button. At the bottom, there is a checkbox for "I agree to the Terms of Service and Privacy Policy".

11 வணிக பதிவு ஆவணத்தை upload செய்யவும் (அவசியமில்லை)

This screenshot is identical to the one above, showing the CeySpace registration form. The "Repeat password" field is no longer highlighted. Instead, the "Click to upload or drag & drop" button in the "Business Registration Document" section is highlighted with an orange circle. The rest of the form, including the sidebar, tabs, and other fields, remains the same.

12 Terms & Conditions ஐ ஒப்புக்கொள்ளவும்

The screenshot shows the CeySpace registration interface. On the left, there is a blue sidebar with the CeySpace logo and the text "Grow Your Business". Below this, it says "Reach thousands of buyers and expand your market presence." and lists four benefits: "List unlimited products", "Get verified supplier badge", "Boost products to top results", and "Manage inquiries & quotes".

The main registration form includes the following fields:

- Company Name ***: CeySpace global Exchange
- Username ***: ceyspace
- Email Address ***: support@ceyspace.com
- Password ***: [masked]
- Confirm Password ***: [masked]

Below the password fields, there is a "Business Registration Document (Optional)" field containing "Business registration .png". A "Success!" message with a green checkmark and the Cloudflare logo is displayed. The "I agree to the Terms of Service and Privacy Policy" checkbox is highlighted with an orange circle. At the bottom, there is a green button labeled "Create Supplier Account".

13 "Create Supplier Account" என்பதை கிளிக் செய்யவும்

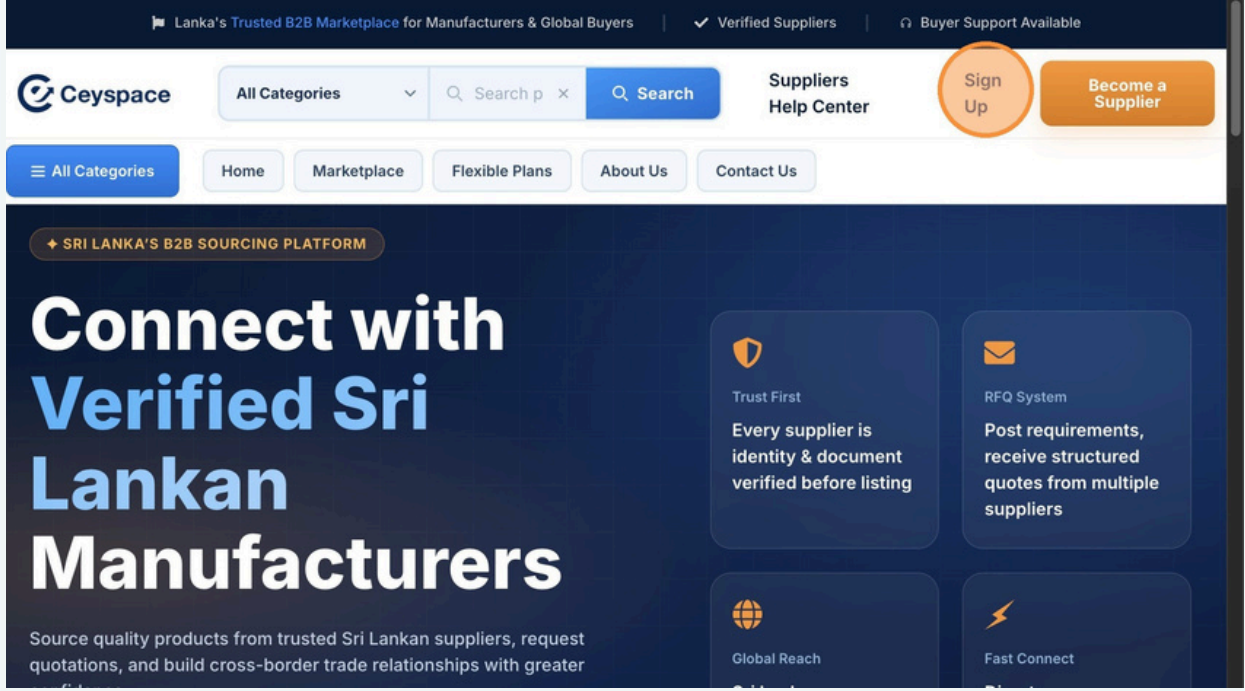
This screenshot shows the same registration form as above, but with the "Create Supplier Account" button highlighted by an orange circle. The "I agree to the Terms of Service and Privacy Policy" checkbox is now checked. Below the button, there is a link that says "Already have an account? Sign In".

The footer of the page contains the following information:


- CeySpace**: Sri Lanka's trusted B2B marketplace
- Explore CeySpace**: Home, About Us
- Help Menu**: Become a supplier, Register
- Quick Links**: Privacy Policy, Policy Guidelines
- Newsletters**: Stay updated with news, opportunities & export insights.

14 Account-ஐ CeySpace குழு approve செய்யும்


15 Login அல்லது Sign Up கிளிக் செய்யவும்



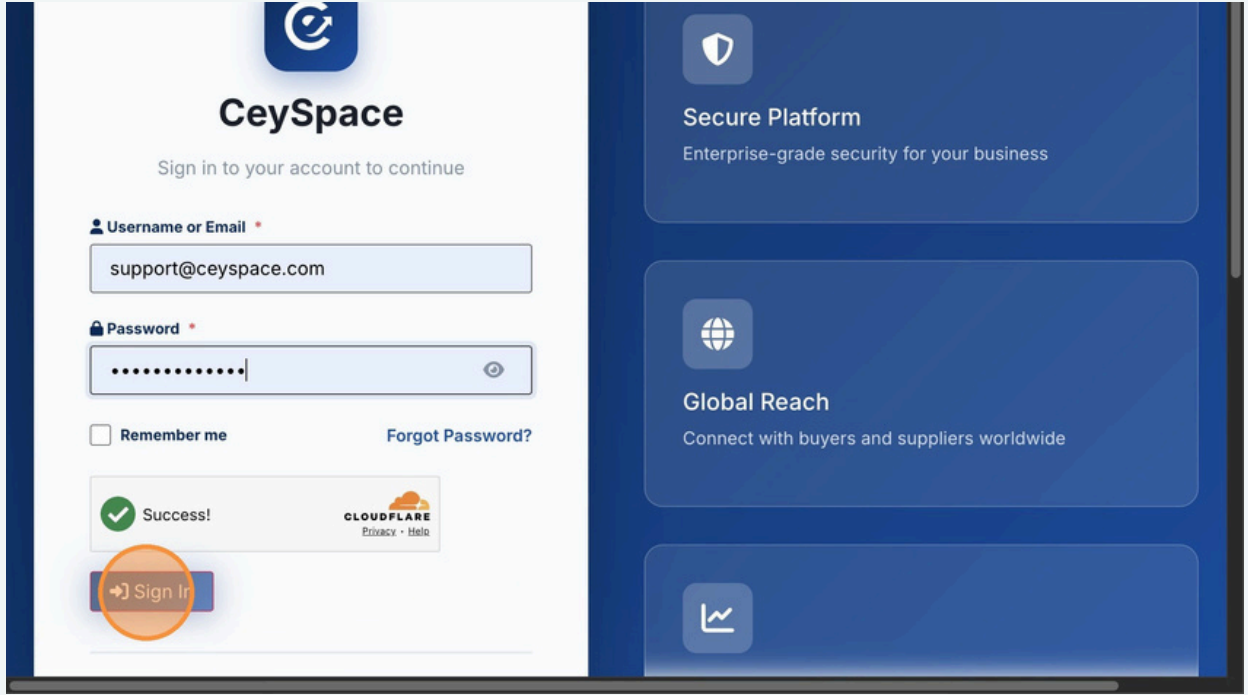
16 Username அல்லது Email-ஐ உள்ளிடவும்



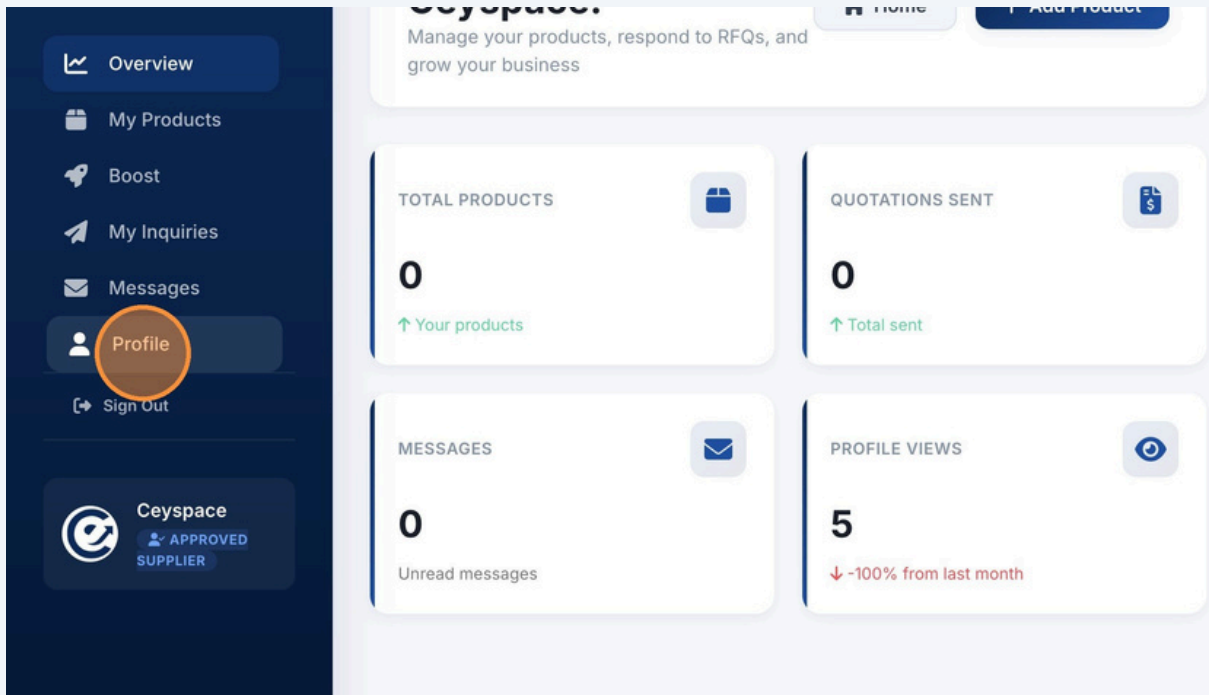
17 Password-ஐ உள்ளிடவும்



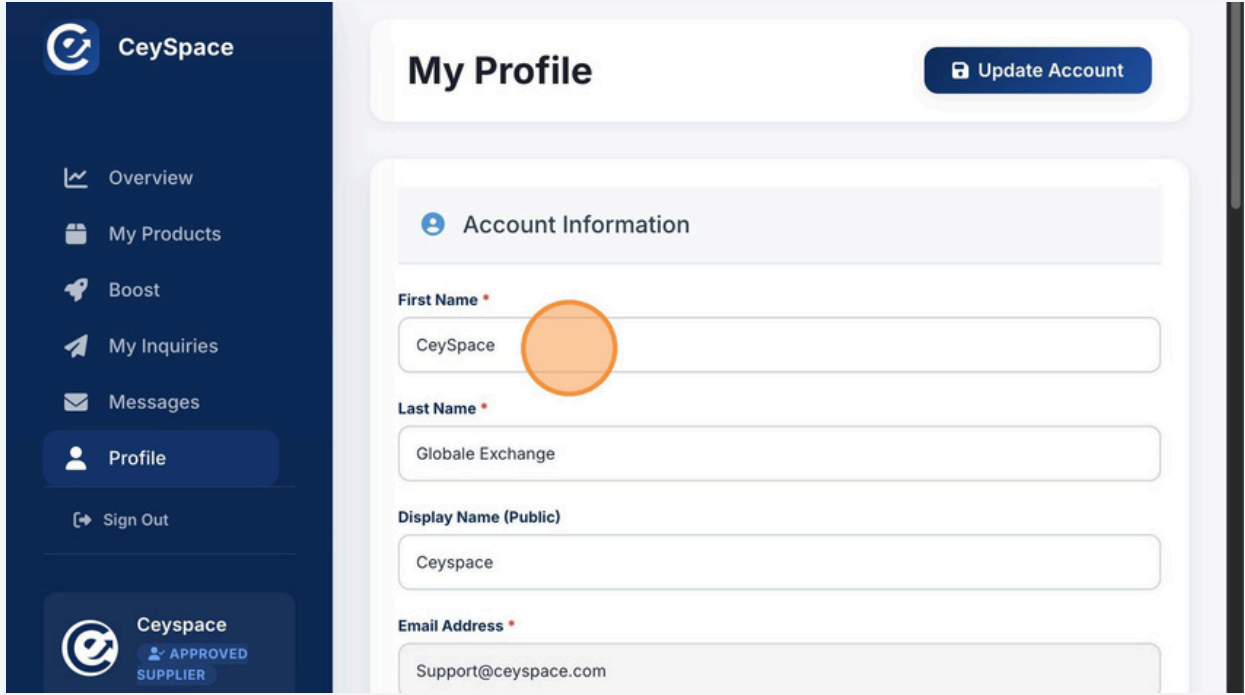
18 Sign In என்பதை கிளிக் செய்யவும்



19 Profile ஐ முழுமைப்படுத்தவும்



20 உங்கள் பெயரை உள்ளிடவும்



CeySpace

Overview
My Products
Boost
My Inquiries
Messages
Profile
Sign Out

CeySpace
APPROVED SUPPLIER

My Profile

Update Account

Account Information

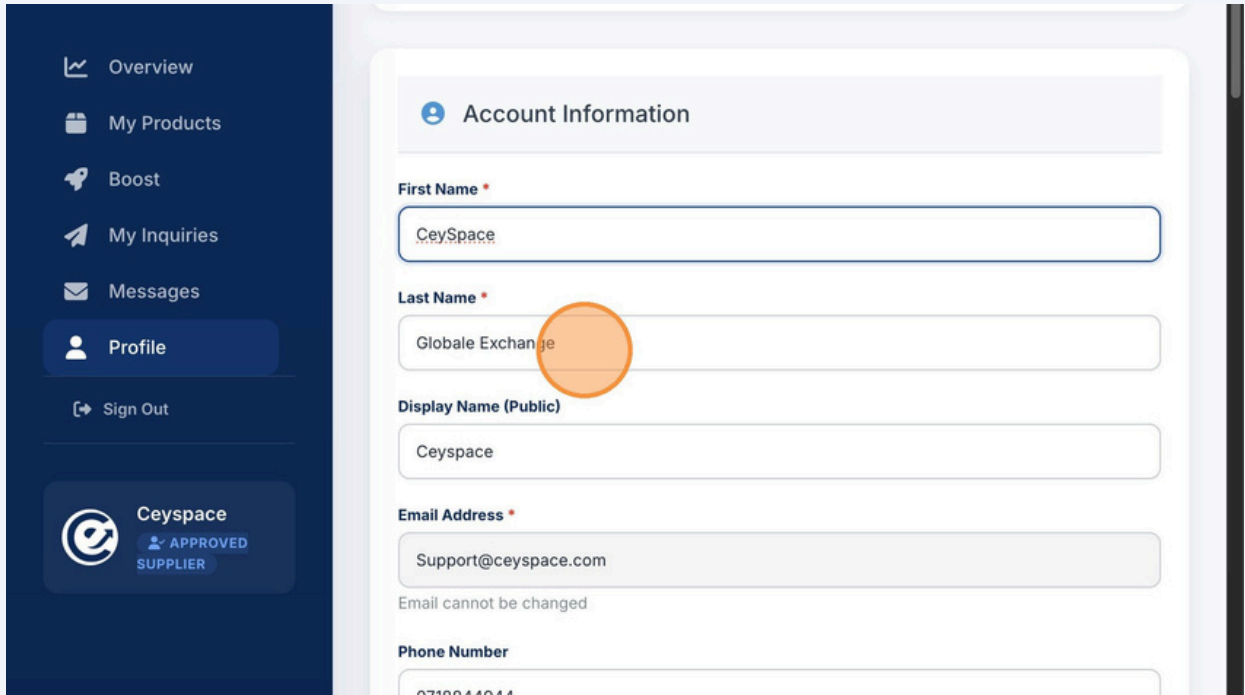
First Name *
CeySpace

Last Name *
Globale Exchange

Display Name (Public)
Ceyspace

Email Address *
Support@ceyspace.com

21 உங்கள் குடும்பப் பெயரை (Last Name) உள்ளிடவும்



CeySpace

Overview
My Products
Boost
My Inquiries
Messages
Profile
Sign Out

CeySpace
APPROVED SUPPLIER

My Profile

Update Account

Account Information

First Name *
CeySpace

Last Name *
Globale Exchange

Display Name (Public)
Ceyspace

Email Address *
Support@ceyspace.com
Email cannot be changed

Phone Number
0710014014

22 உங்கள் Email முகவரியை உள்ளிடவும்

Account Information

First Name *
CeySpace

Last Name *
Globale Exchange

Display Name (Public)
Ceyspace

Email Address *
Support@ceyspace.com
Email cannot be changed

Phone Number
0718844944

WhatsApp Number
0718844944

23 வலைத்தளத்தில் மற்றவர்களுக்கு காட்டப்படும் பெயரை (உங்கள் நிறுவன பெயர்) உள்ளிடவும்

Account Information

First Name *
CeySpace

Last Name *
Globale Exchange

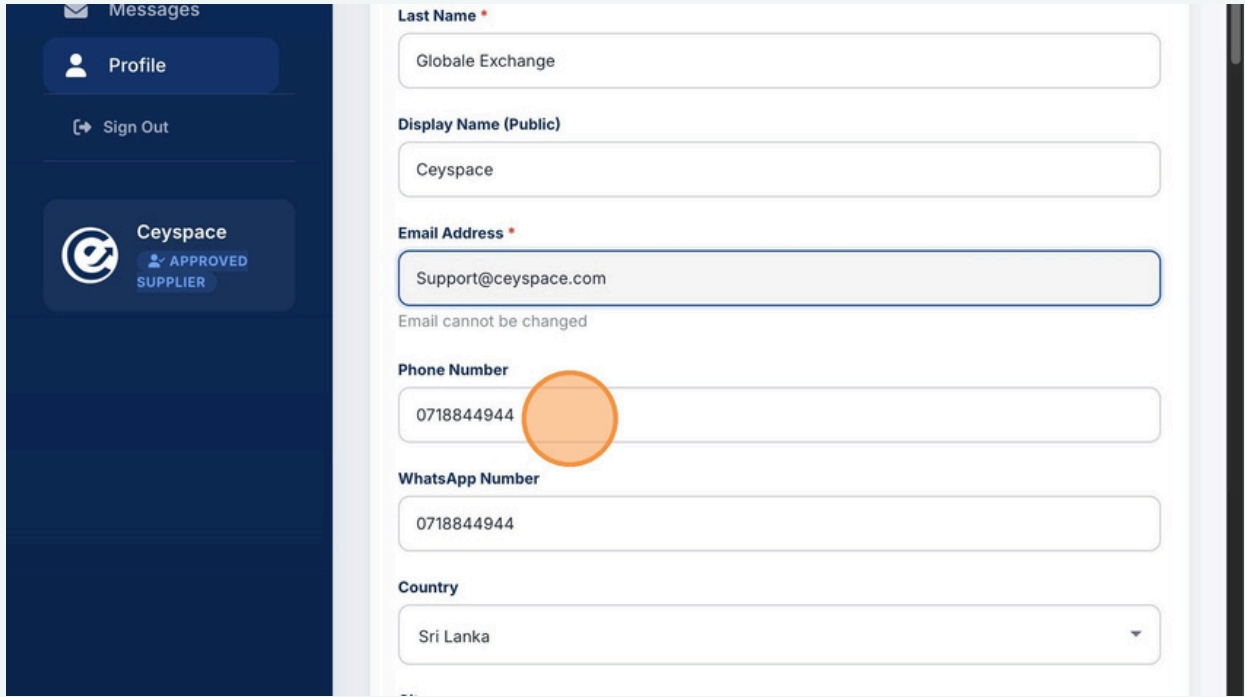
Display Name (Public)
Ceyspace

Email Address *
Support@ceyspace.com
Email cannot be changed

Phone Number
0718844944

WhatsApp Number
0718844944

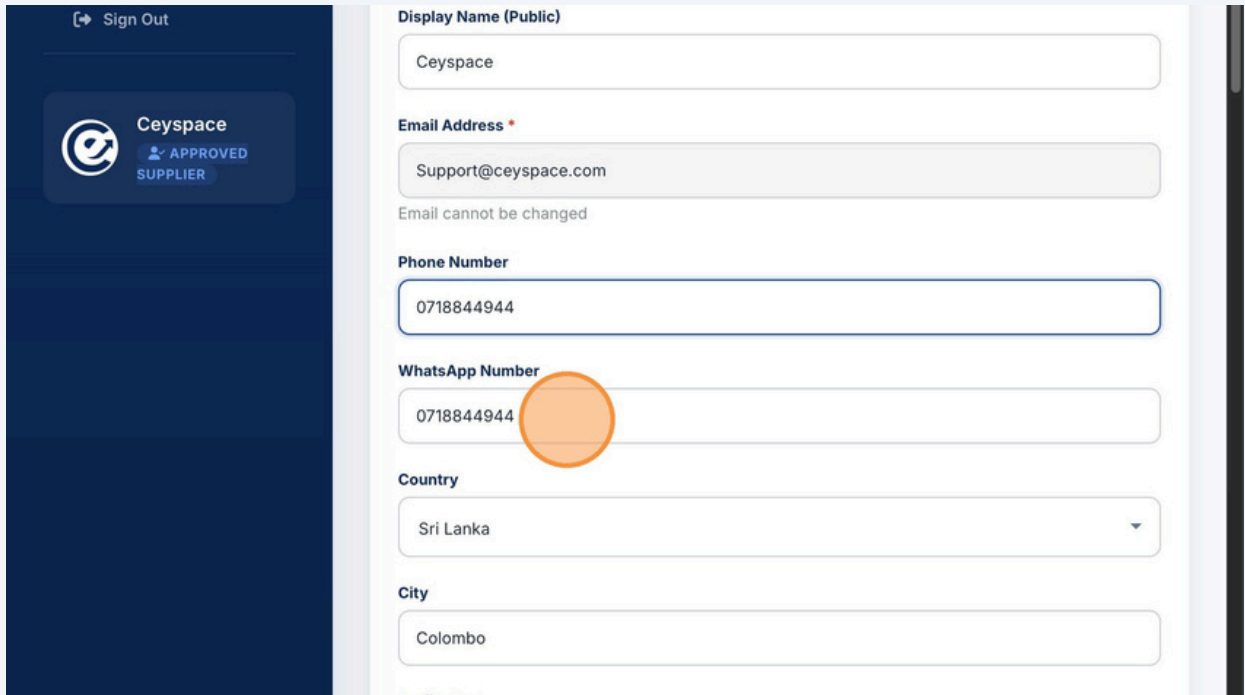
24 உங்கள் தொலைபேசி எண்ணை உள்ளிடவும்



The screenshot shows the Ceyspace profile page. The left sidebar contains a 'Messages' icon, a 'Profile' button, a 'Sign Out' button, and the Ceyspace logo with 'APPROVED SUPPLIER' status. The main content area displays the following fields:

- Last Name ***: Globale Exchange
- Display Name (Public)**: Ceyspace
- Email Address ***: Support@ceyspace.com (Note: Email cannot be changed)
- Phone Number**: 0718844944 (This field is highlighted with an orange circle)
- WhatsApp Number**: 0718844944
- Country**: Sri Lanka

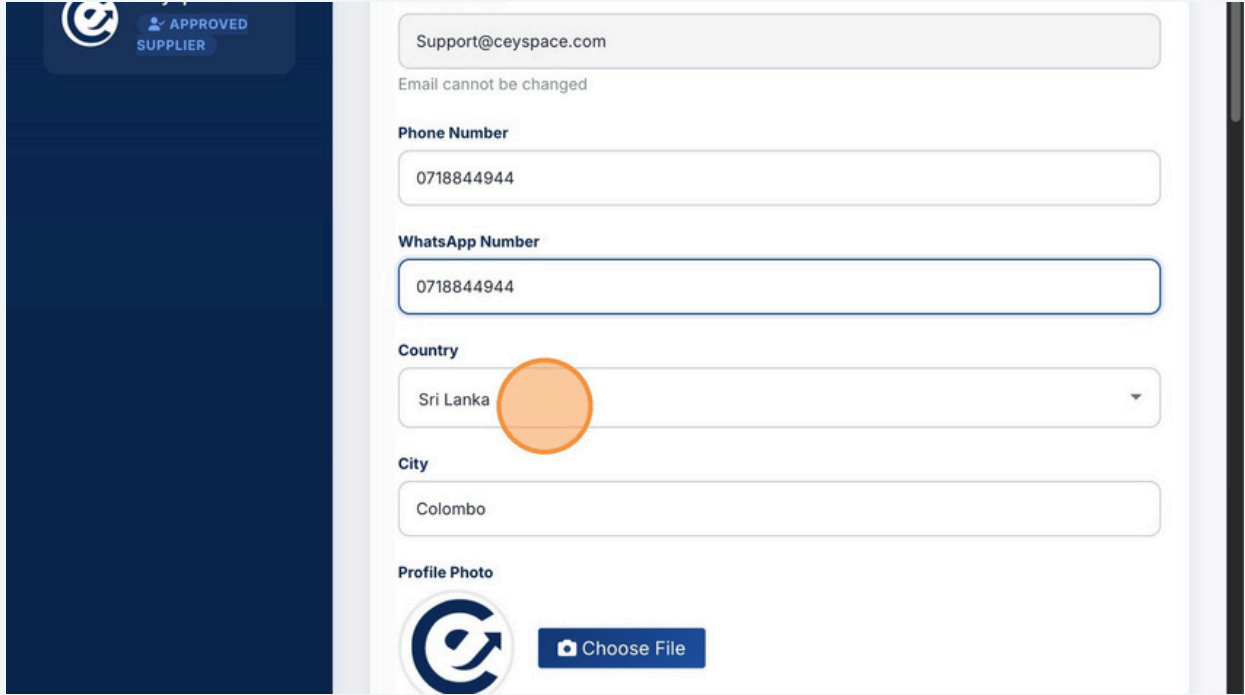
25 உங்கள் WhatsApp எண்ணை உள்ளிடவும்



The screenshot shows the Ceyspace profile page. The left sidebar contains a 'Sign Out' button, the Ceyspace logo, and 'APPROVED SUPPLIER' status. The main content area displays the following fields:

- Display Name (Public)**: Ceyspace
- Email Address ***: Support@ceyspace.com (Note: Email cannot be changed)
- Phone Number**: 0718844944
- WhatsApp Number**: 0718844944 (This field is highlighted with an orange circle)
- Country**: Sri Lanka
- City**: Colombo

26 உங்கள் நாட்டை தேர்வு செய்யவும்




Support@ceyspace.com
Email cannot be changed

Phone Number
0718844944

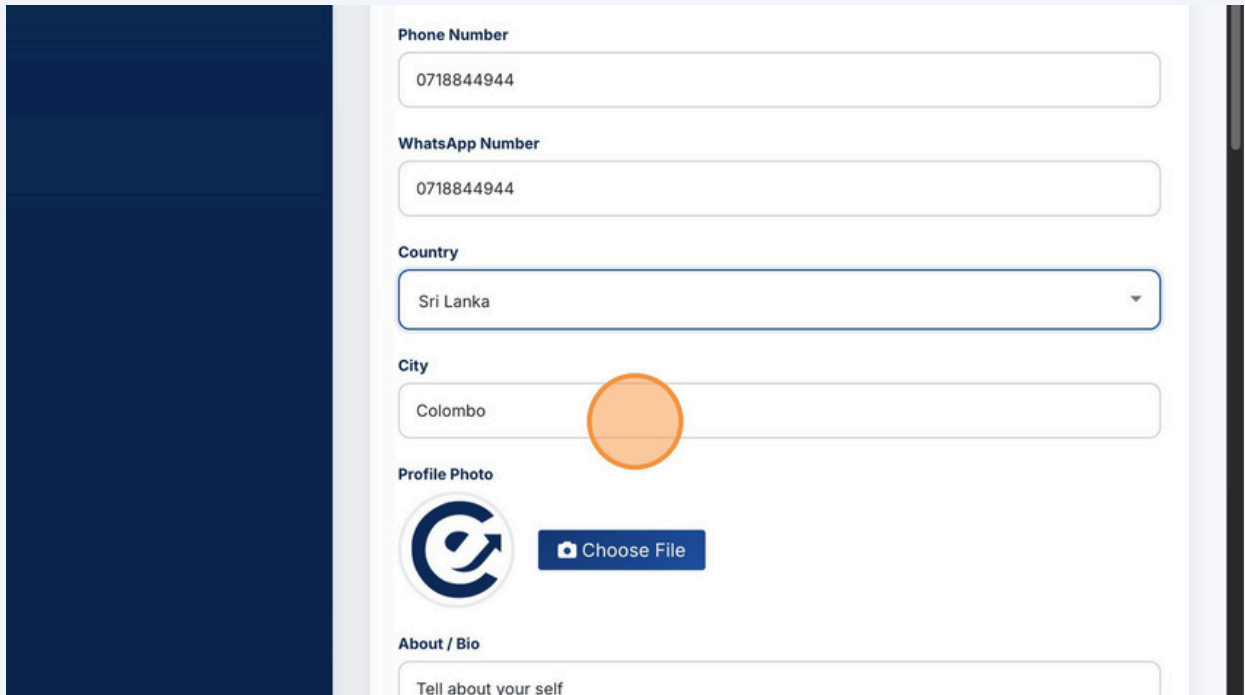
WhatsApp Number
0718844944

Country
Sri Lanka

City
Colombo

Profile Photo
 [Choose File](#)

27 உங்கள் நகரத்தை உள்ளிடவும்




Phone Number
0718844944

WhatsApp Number
0718844944

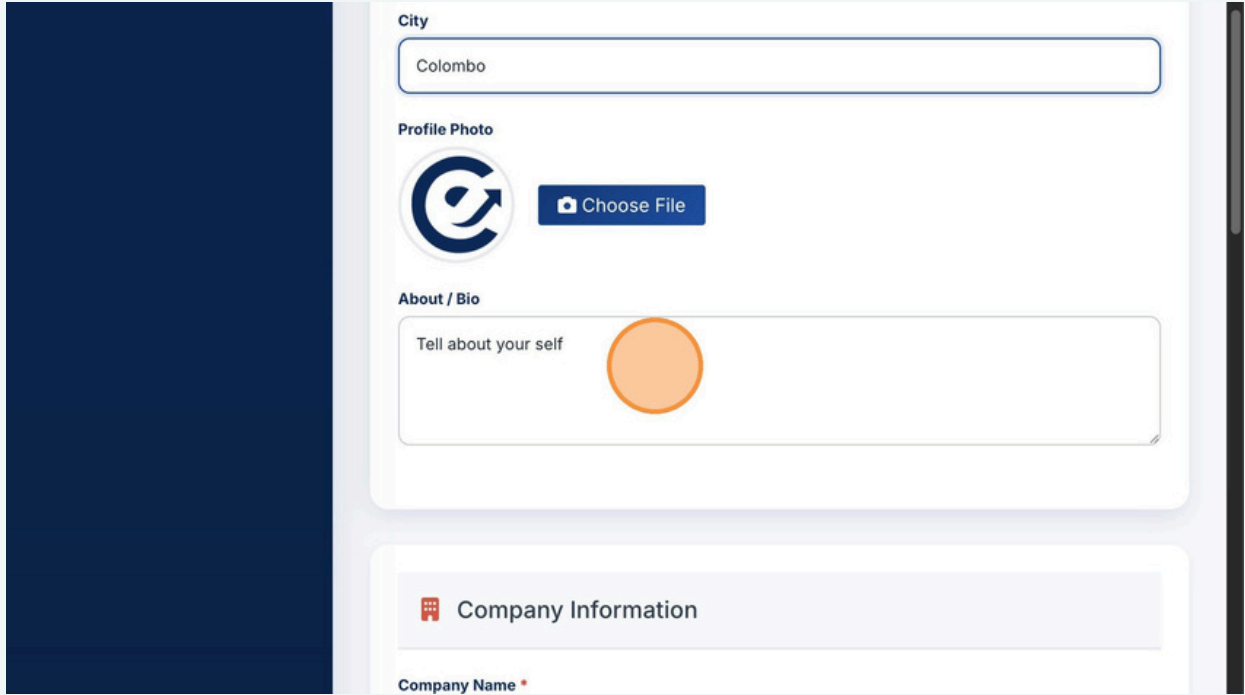
Country
Sri Lanka

City
Colombo

Profile Photo
 [Choose File](#)

About / Bio
Tell about your self


28 உங்கள் நிறுவன பெயரை உள்ளிடவும்




City

Colombo

Profile Photo

 [Choose File](#)

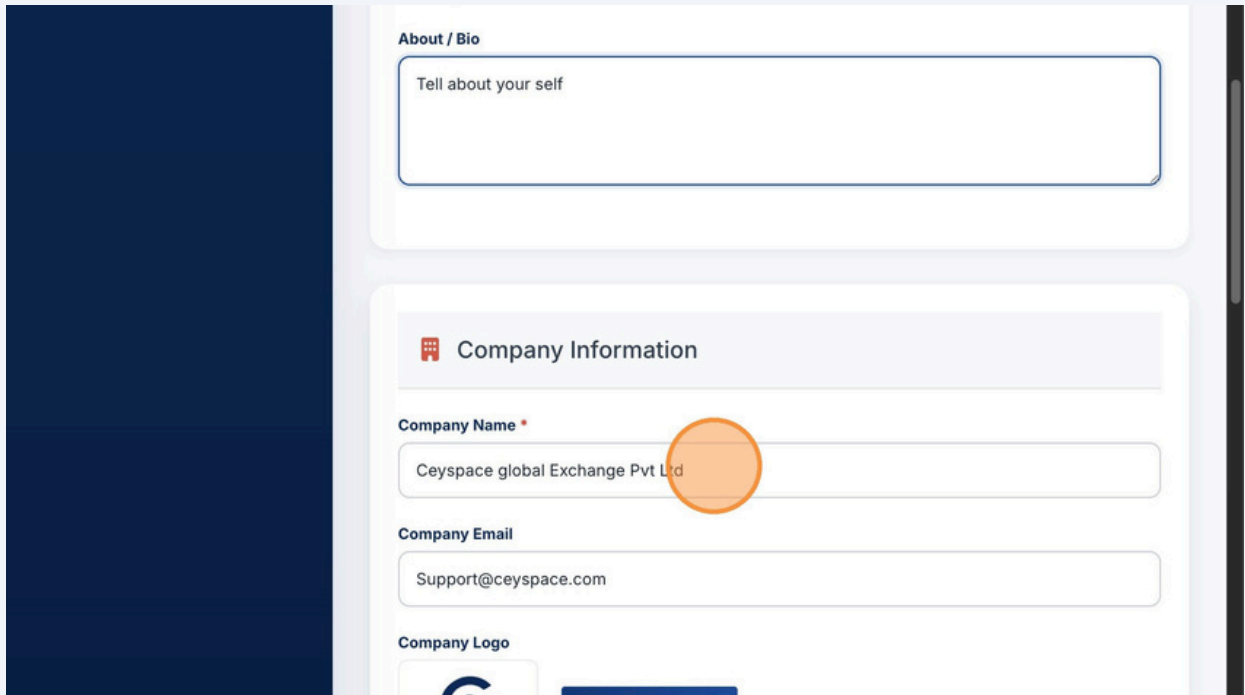
About / Bio

Tell about your self 

Company Information

Company Name *

29 உங்களைப் பற்றி சுருக்கமான விளக்கத்தை எழுதவும்




About / Bio

Tell about your self

Company Information


Company Name *

Ceyspace global Exchange Pvt Ltd 

Company Email

Support@ceyspace.com

Company Logo



30 நிறுவனத்தின் Email முகவரியை உள்ளிடவும்

Company Information

Company Name *
Ceyspace global Exchange Pvt Ltd

Company Email
Support@ceyspace.com

Company Logo
Upload Logo

Cover Photos Max 5 images - Recommended: 1600x600px (16:5 ratio)
Add Cover Photos

31 நிறுவனத்தின் Logo-ஐ upload செய்யவும்

Company Name *
Ceyspace global Exchange Pvt Ltd

Company Email
Support@ceyspace.com

Company Logo
Upload Logo


Cover Photos Max 5 images - Recommended: 1600x600px (16:5 ratio)
Add Cover Photos

Up to 5 photos displayed as a slideshow on your public profile.

Company Description
Company Information

32 நிறுவனத்தின் விவரங்களை எழுதவும்

Company Email
Support@ceyspace.com


Company Logo
 Upload Logo

Cover Photos Max 5 images - Recommended: 1600x600px (16:5 ratio)
Add Cover Photos
Up to 5 photos displayed as a slideshow on your public profile.

Company Description
Company Information

Business Type
Manufacturer

33 உங்கள் தொழிற்சாலை, பணியிடம் போன்றவற்றை காட்டும் படங்களை upload செய்யவும் (Cover Photos)

 Upload Logo

Cover Photos Max 5 images - Recommended: 1600x600px (16:5 ratio)
Add Cover Photos
Up to 5 photos displayed as a slideshow on your public profile.

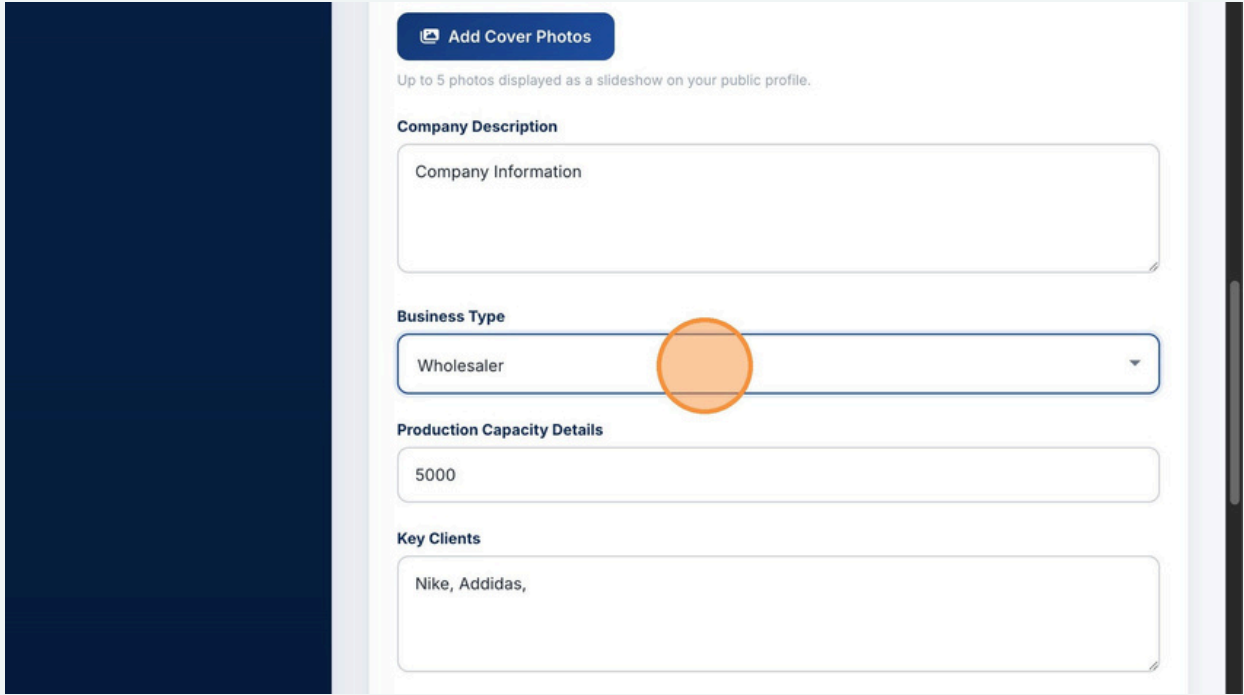
Company Description
Company Information

Business Type
Manufacturer

Production Capacity Details
5000

Key Clients

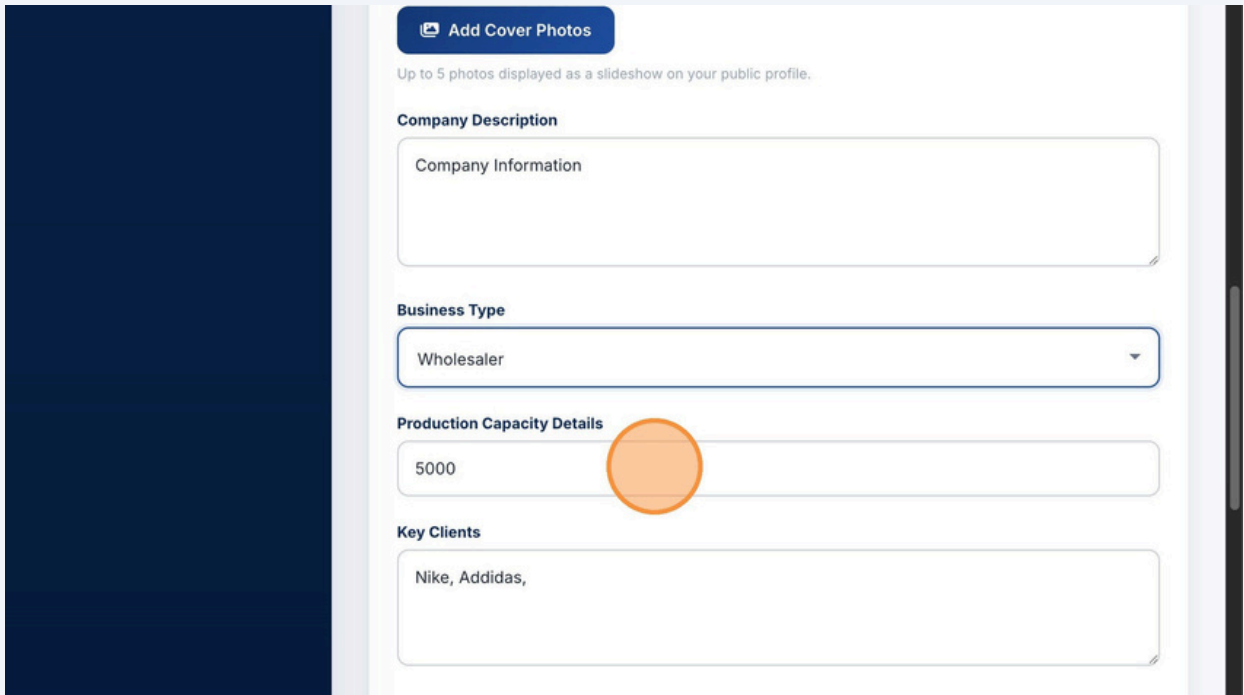
34 உங்கள் வியாபார வகையை தேர்வு செய்யவும் (எ.கா: Manufacturer / Wholesaler)



The screenshot shows a business profile form with the following sections:

- Add Cover Photos:** A button with a camera icon and the text "Add Cover Photos". Below it, a note says "Up to 5 photos displayed as a slideshow on your public profile."
- Company Description:** A text input field with the placeholder "Company Information".
- Business Type:** A dropdown menu with "Wholesaler" selected. An orange circle highlights the dropdown arrow.
- Production Capacity Details:** A text input field with the value "5000".
- Key Clients:** A text input field with the value "Nike, Addidas,".

35 மாதாந்திர உற்பத்தி திறனை உள்ளிடவும் (எ.கா: 5000 units/month)



The screenshot shows a business profile form with the following sections:

- Add Cover Photos:** A button with a camera icon and the text "Add Cover Photos". Below it, a note says "Up to 5 photos displayed as a slideshow on your public profile."
- Company Description:** A text input field with the placeholder "Company Information".
- Business Type:** A dropdown menu with "Wholesaler" selected.
- Production Capacity Details:** A text input field with the value "5000". An orange circle highlights the input field.
- Key Clients:** A text input field with the value "Nike, Addidas,".

36 நீங்கள் பணிபுரிந்த முக்கிய வாடிக்கையாளர்களை உள்ளிடவும்

Business Type
Wholesaler

Production Capacity Details
5000

Key Clients
Nike, Addidas,

Average Lead Time (Days)
14

Accepted Payment Methods
 Bank Transfer Card Payment
 Cheque Cash on Delivery

37 உற்பத்திக்கான காலத்தை (Lead Time) உள்ளிடவும்

Wholesaler

Production Capacity Details
5000

Key Clients
Nike, Addidas,

Average Lead Time (Days)
14

Accepted Payment Methods
 Bank Transfer Card Payment
 Cheque Cash on Delivery

38 நீங்கள் ஏற்றுக்கொள்ளும் கட்டண முறைகளை உள்ளிடவும்

Wholesaler

Production Capacity Details

5000

Key Clients

Nike, Addidas,

Average Lead Time (Days)

12

Accepted Payment Methods

Bank Transfer Card Payment

Cheque Cash on Delivery

Contact Person Details

39 • ஐதொடர்பு கொள்ளக்கூடிய நபர் மற்றும் அவரின் பதவியை உள்ளிடவும்

12

Accepted Payment Methods

Bank Transfer Card Payment

Cheque Cash on Delivery

Contact Person Details

Contact Person Name

Shohan

Job Title

Director

40 “Update Account” என்பதை கிளிக் செய்து உங்கள் தகவல்களை save செய்யவும்

The screenshot displays the 'My Profile' page in the CeySpace application. On the left is a dark blue sidebar with navigation options: Overview, My Products, Boost, My Inquiries, Messages, Profile (selected), and Sign Out. At the bottom of the sidebar, there is a 'CeySpace' logo and a status indicator 'APPROVED'. The main content area is titled 'My Profile' and features a blue 'Update Account' button with a white padlock icon, which is circled in orange. Below the title is a section for 'Account Information' with the following fields:

- First Name ***: CeySpace
- Last Name ***: Globale Exchange
- Display Name (Public)**: Ceyspace
- Email Address ***: Support@ceyspace.com